

Model # MSS2-1000L

Split Solar Water Heater- With Two Copper Coil

As the name describes, the collector and the tank of the system are separated. The collector can be installed on to the roof of the building or balcony while the tank and forced pressure pump and control station can be installed inside the building.

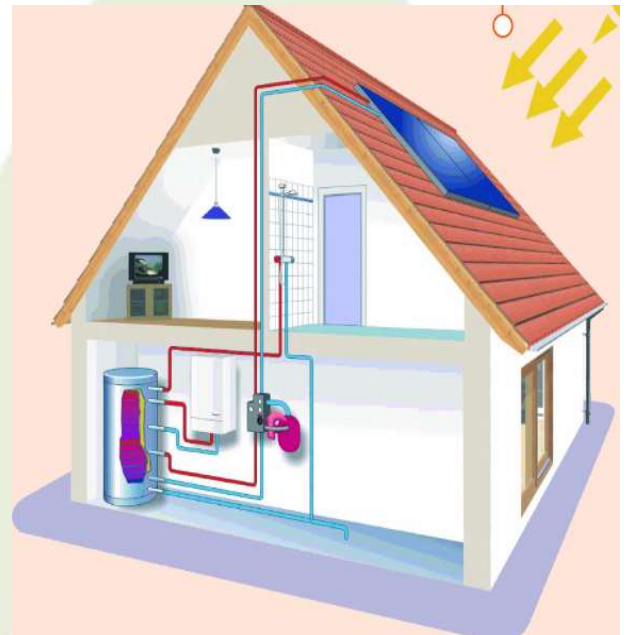


Advantages

- Well integration with building.
- Variety of collectors and tanks can be chosen to meet customized needs.
- Water runs at a pressure of normal running water.
- 10 Years warranty
- Complied with Solar Key mark & CE
- Intelligent and easy control over the system with the work station.

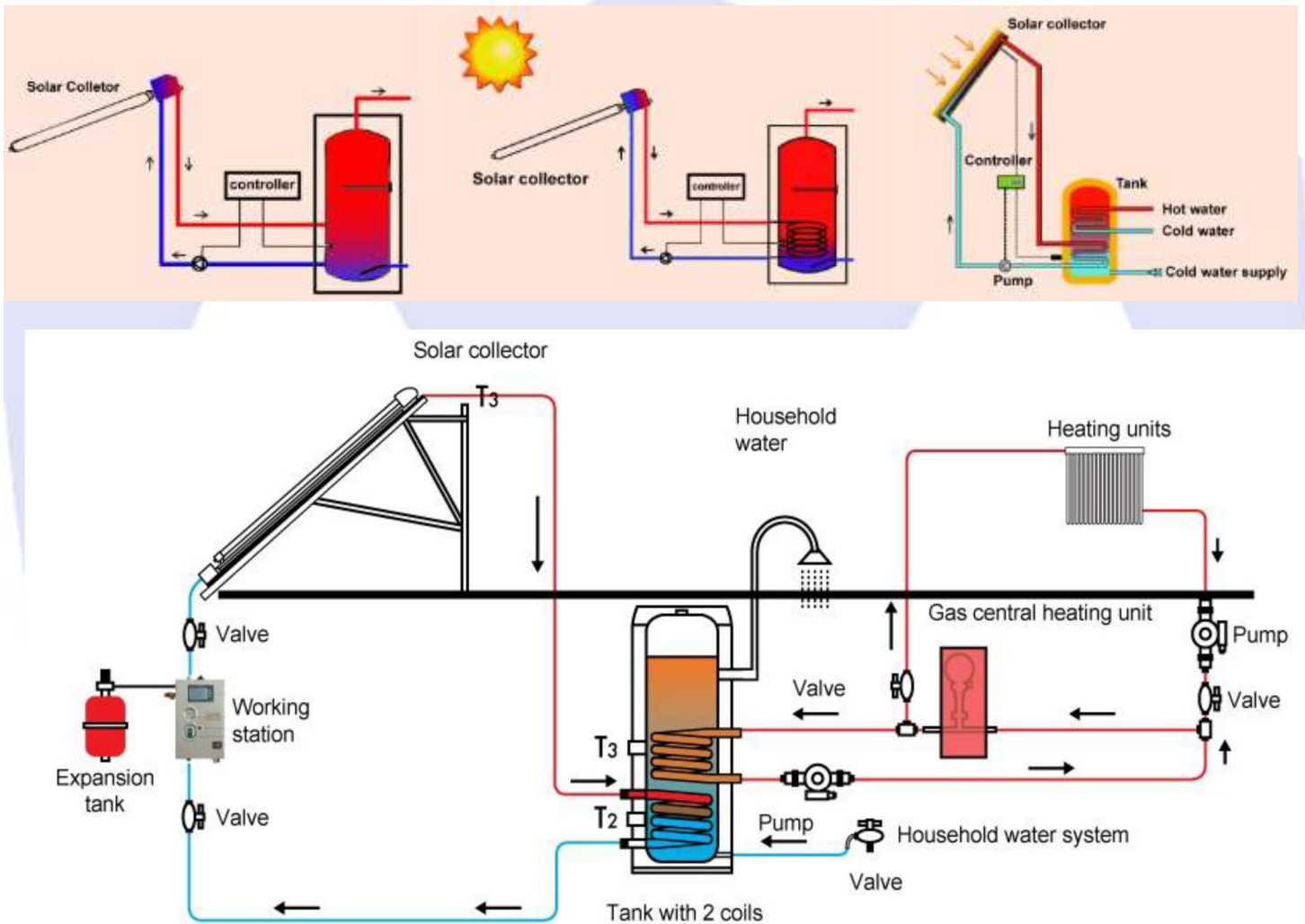
Main Components of the System

- Solar Collector
- Work Station: Including circulation pump, flow meter, intelligent controller, expansion tank, relief valve, manometer & brass pipe
- Water tank



Model # MSS2-1000L

System Layout



Two coil circulate split system installation instruction

This Advanced design idea offers a unique heat transfer system which helps to generate more hot water. The water in the tank and tubes gets heated during the day time, so is the stainless steel coil as it is surrounded by the water. The running water gets heated when it goes through the coil.

Model # MSS2-1000L

Split Solar Water Heater- With One Copper Coil (MSS2 Series)

Model		MSS2-1000L
Glass vacuum tube	Len (mm)	1800mm
	Dia (mm)	φ58mm
	Qty(pcs)	100
	Collecting area(m2)	15.2meter square
Solar collector	Heat Pipe	Red copper TU1+water;transfer power:>=150W;Working pressure:4Mpa;welding pressure:4Mpa
	Dustproof rubber	EPDM
	vacuum tube	Three-target tube; High boron and silicon content 3.3;Structure:Gradual change SS-AL-Nx/Cu selective absorption coating; Vacuum Degree: $P \leq 5 \times 10^{-4}$;Service Life:15 years
	Stand	Aluminum Alloy, Thickness: 2.0mm
	Daily Efficiency	>76%
	Tailstock	ABS
	Dust laps	EPDM
Pressurized water tank	Volume	1000L
	Insulating Layer	Foaming polyurethane, Thickness: 55mm-60mm
	Outer tank Shell of	Color Steel Plate(enamel white), Thickness: 0.55mm
	Inner tank Shell of	Tank: stainless steel 304-2B; Thickness: 1.2-1.5mm; Normal working pressure: 6kg; Test pressure: 12kg
Work station (Pump Station)	Circulation Pump	RS-15/6(WILO)
	Controller	SR961S
	Expansion tank	19L
	Safety Valve	Italy
Loading volume		3.82CBM

Model # MSS2-1000L

Components



Solar collector



Pressurized Tank



Working Station



Expansion Tank



Electrical heater



T/P Valve



One Way Valve

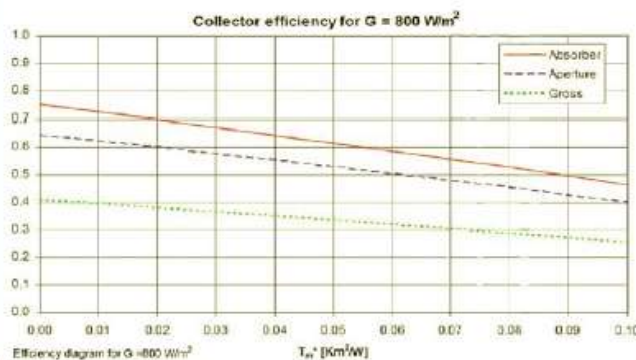


Magnesium Rod



Efficiency curve

The efficiency curves with reference to the absorber aperture and gross areas are included in addition to the requirements of the norm.



- ✓ Become more energy-independent!
- ✓ Save \$\$\$ on energy costs
- ✓ Reduce your carbon footprint



Save up to **80%**
on your water heating bills